

Scaled data based on original data using
LM-79-08 Approved Method: Electrical and Photometric Measurements of Solid-
State Lighting Products

Test Report Prepared for
Cooper Lighting Solutions
(formerly Eaton)

Brand: McGRAW-EDISON

Report Number: P385600

Luminaire Tested: **GWC-SA1A-830-U-SL2-HSS**

Issue Date: 3/3/2020

Test Information

Test Method: LM-79-08
Report Number: P385600
TEST IS SCALED FROM IESNA LM-79-08 TEST DATA (G2-1903-205-21)
Test Lab: INNOVATION CENTER
Issue Date: 3/3/2020
Manufacturer: COOPER LIGHTING SOLUTIONS (FORMERLY EATON)
Product Line: MCGRAW-EDISON
Catalog Number: GWC-SA1A-830-U-SL2-HSS
Description: GALLEON WALL LUMINAIRE
(1) 80 CRI, 3000K, 615mA LIGHTSQUARE WITH 16 LEDS AND TYPE II SPILL LIGHT
ELIMINATOR OPTICS WITH HOUSE SIDE SHIELD
Light Source: -
Ballast/Driver: ELECTRONIC DRIVER

Summary

Lumens per Lamp: N/A
Luminaire Lumens: 3276 lumens
Efficiency: N/A
Efficacy: 96.4 lumens/watt
Luminous Opening: Rectangular (W 0.5' x L: 0.5' x H: 0')
IES Classification: Type III - Medium
BUG Rating: B1 - U0 - G1

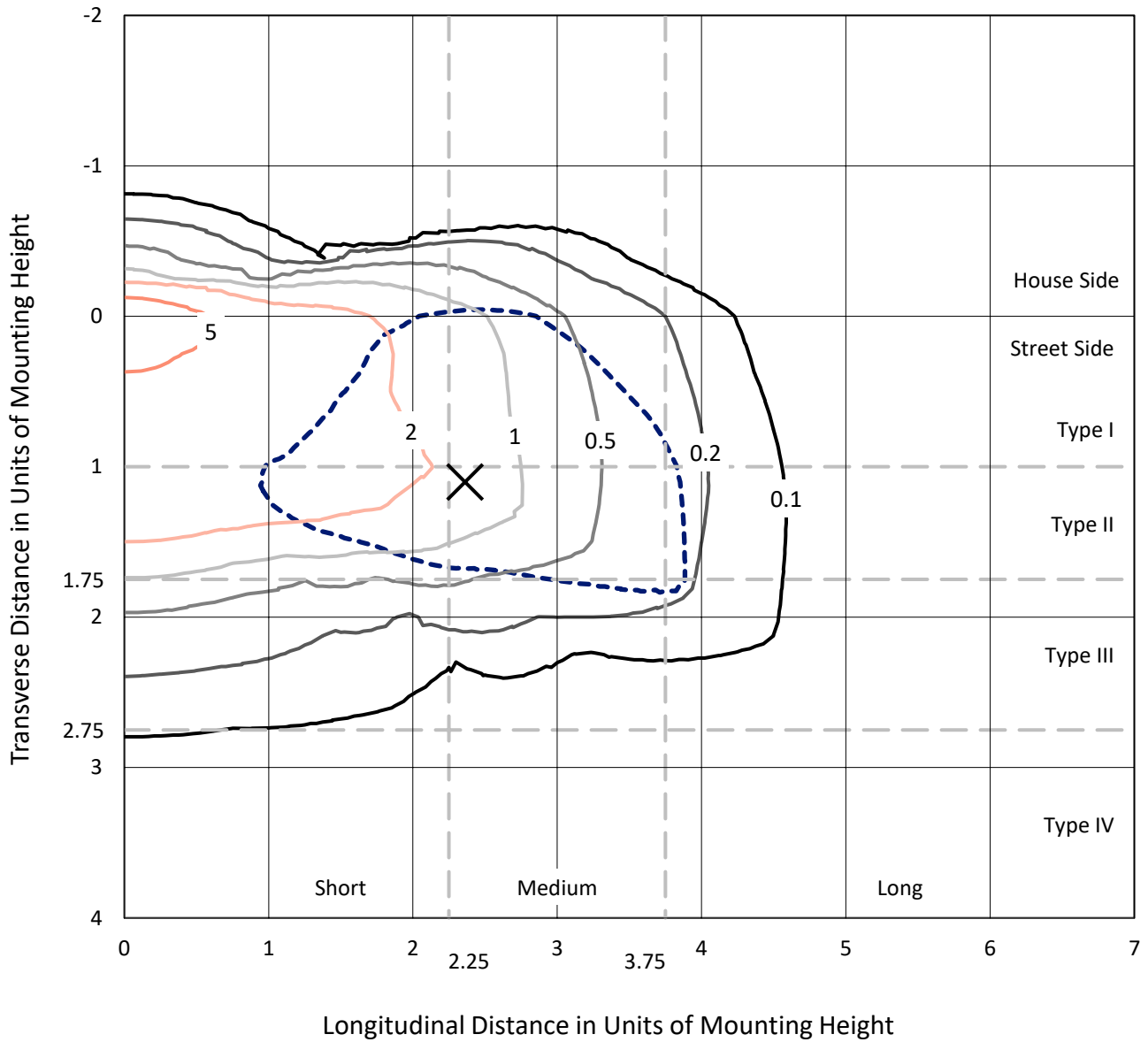
Input Watts (W): 34
Input Voltage (V): NR
Input Current (Ain): NR
Voltage Rise (V): NR
Power Factor: NR
Total Harmonic Distortion (THDi): NR
Frequency (hertz): 60
Stabilization Time: NR
Operation Time: NR
Ambient Temperature (°C): NR
Test Distance: 24 FT



REPORT NUMBER: P385600
 CATALOG NUMBER: GWC-SA1A-830-U-SL2-HSS

Iso-Footcandle Lines of Horizontal Illumination

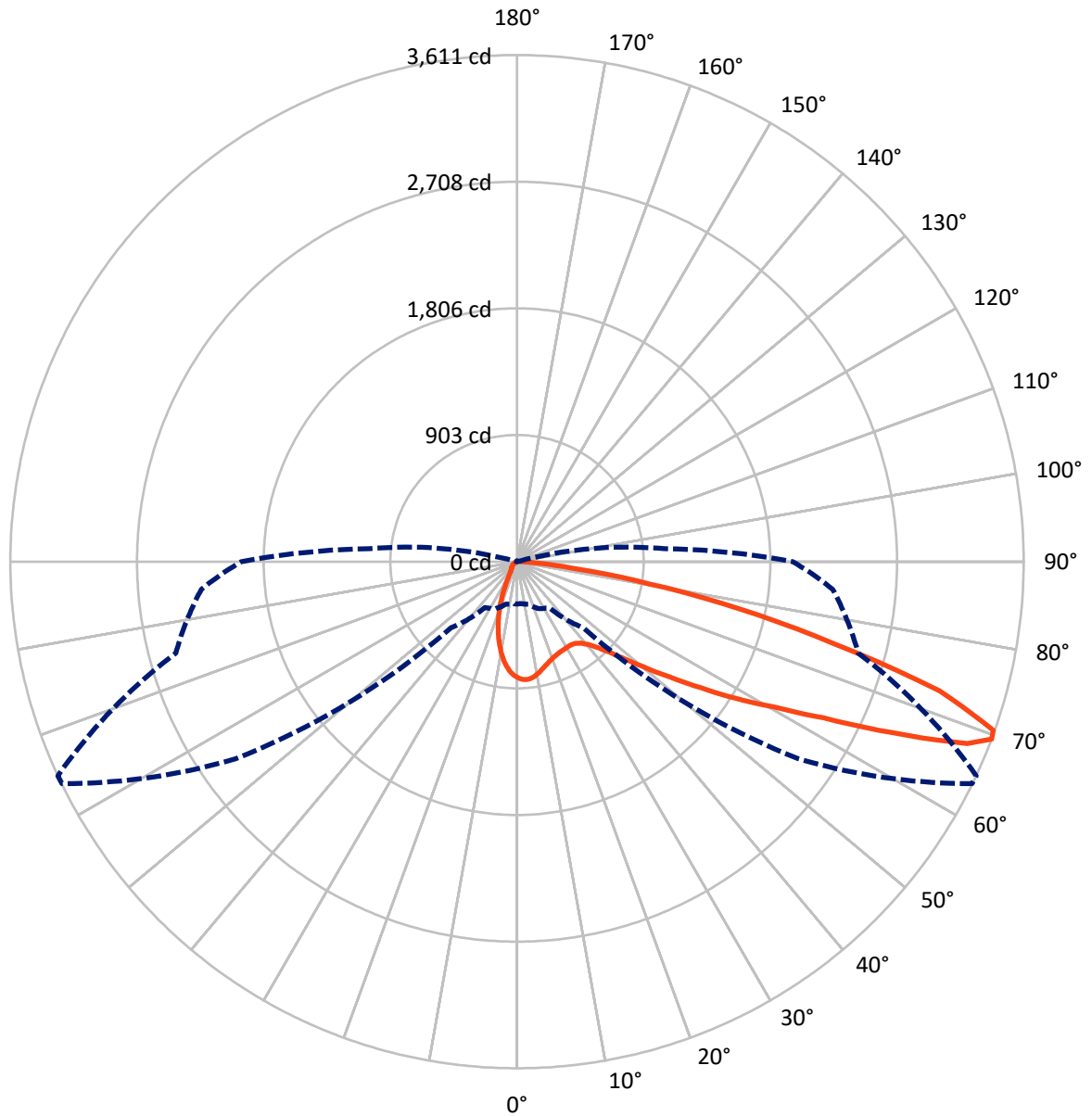
✕ Max cd
 - - - 1/2 Max cd



Based on 10 foot mounting height. Maximum calculated value = 8.3 fc
 Type III - Medium - N/A

REPORT NUMBER: P385600
CATALOG NUMBER: GWC-SA1A-830-U-SL2-HSS

Luminous Intensity Polar Plot



— Vertical Plane Through 65-Deg Lateral - - - Horizontal Cone Through 69-Deg Vertical

REPORT NUMBER: P385600

CATALOG NUMBER: GWC-SA1A-830-U-SL2-HSS

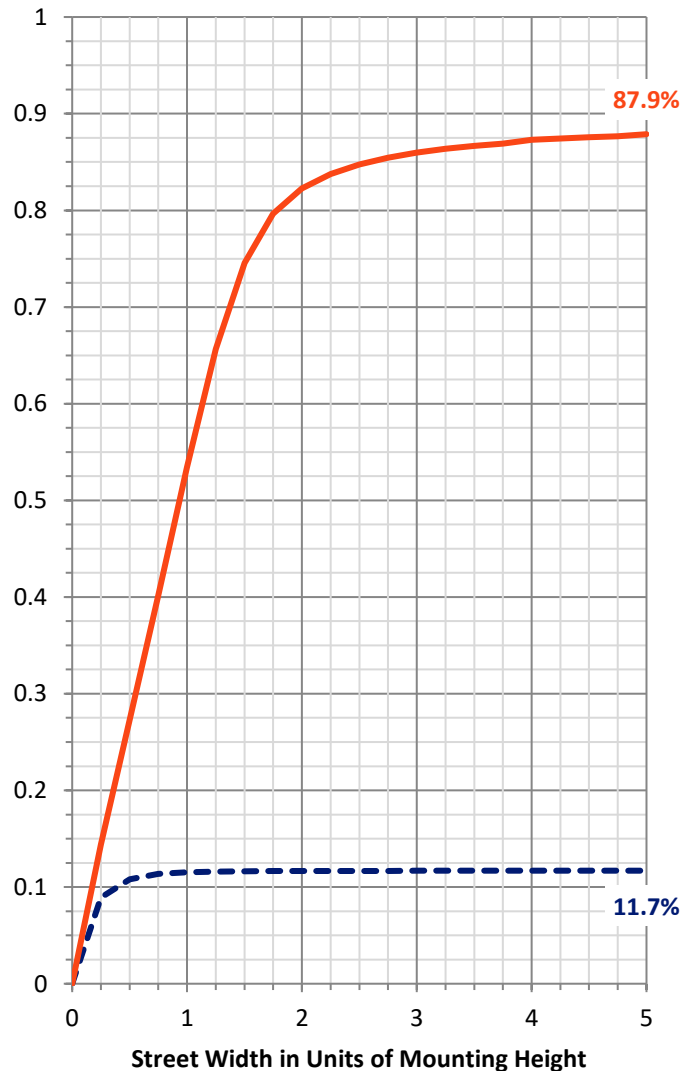
FLUX DISTRIBUTION:

		Downward	Upward	Total
House Side	Lumens	386.2	0.0	386.2
	% Fixture	11.8	0.0	11.8
Street Side	Lumens	2889.8	0.0	2889.8
	% Fixture	88.2	0.0	88.2
Total	Lumens	3276.0	0.0	3276.0
	% Fixture	100.0	0.0	100.0

Coefficient of Utilization

ZONAL LUMENS:

Zone	Lumens	% Fixture
0°-10°	69.2	2.1
10°-20°	151.5	4.6
20°-30°	209.9	6.4
30°-40°	292.7	8.9
40°-50°	454.9	13.9
50°-60°	730.2	22.3
60°-70°	826.0	25.2
70°-80°	485.1	14.8
80°-90°	56.4	1.7
90°-100°	0.0	0.0
100°-110°	0.0	0.0
110°-120°	0.0	0.0
120°-130°	0.0	0.0
130°-140°	0.0	0.0
140°-150°	0.0	0.0
150°-160°	0.0	0.0
160°-170°	0.0	0.0
170°-180°	0.0	0.0
0°-90°	3276.0	100.0
0°-180°	3276.0	100.0



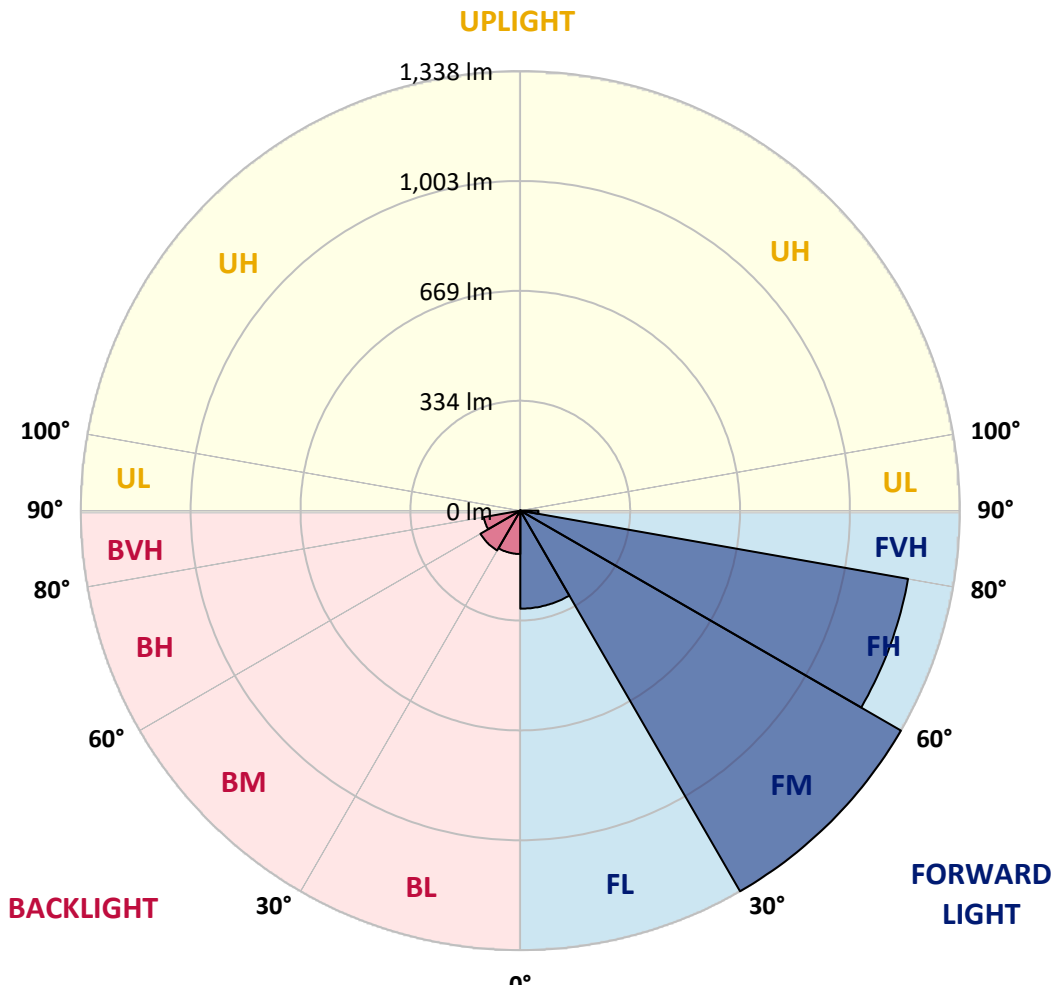
REPORT NUMBER: P385600

CATALOG NUMBER: GWC-SA1A-830-U-SL2-HSS

LUMINAIRE CLASSIFICATION SYSTEM LUMEN TABLE AND BUG RATING:

Zone	Lumens	% Fixture	Zone Rating/Lumen Limit		
			B	U	G
FL (0°-30°)	298.5	9.1			
FM (30°-60°)	1337.8	40.8			
FH (60°-80°)	1198.3	36.6			G1/1800
FVH (80°-90°)	55.2	1.7			G1/100
BL (0°-30°)	132.1	4.0	B1/500		
BM (30°-60°)	139.9	4.3	B0/220		
BH (60°-80°)	112.8	3.4	B1/500		G1/500
BVH (80°-90°)	1.3	0.0			G0/10
UL (90°-100°)	0.0	0.0		U0/0	
UH (100°-180°)	0.0	0.0		U0/0	

BUG Rating: B1-U0-G1
 Type III Medium





REPORT NUMBER: P385600

CATALOG NUMBER: GWC-SA1A-830-U-SL2-HSS

CANDELA DISTRIBUTION (FULL):

	0°	5°	15°	25°	35°	45°	55°	64°	65°	75°	85°
0°	827.9	827.9	827.9	827.9	827.9	827.9	827.9	827.9	827.9	827.9	827.9
2.5°	835.2	833.1	834.8	838.4	840.2	840.2	841.6	839.9	840.5	836.4	830.6
5°	782.9	779.7	784.3	794.4	806.9	817.6	833.4	841.7	842.5	842.7	835.9
7.5°	726.7	723.7	730.5	742.5	758.5	778.4	805.9	830.1	831.5	844.5	839.5
10°	680.9	678.8	686.7	699.5	718.3	740.5	774.3	807.9	811.9	840.7	838.9
12.5°	644.6	642.9	650.4	665.1	684.4	708.9	744.3	783.2	788.6	832.3	836.2
15°	618.1	617.8	624.1	638.2	659.6	682.4	718.6	760.3	766.6	823.1	835.8
17.5°	604.3	604.7	609.2	621.3	639.6	662.3	697.0	741.1	747.9	815.0	837.8
20°	602.9	603.3	605.8	612.6	627.4	647.5	679.4	724.9	731.9	808.9	841.2
22.5°	615.1	614.8	615.5	614.8	623.1	638.4	667.7	712.4	720.6	804.8	843.8
25°	638.5	638.1	637.8	632.7	627.1	635.3	662.9	705.3	713.1	801.9	845.3
27.5°	671.1	670.8	670.4	661.9	645.3	640.2	663.4	702.7	709.2	799.6	845.0
30°	713.9	715.8	715.3	703.5	677.6	655.0	669.3	701.3	707.0	795.0	842.1
32.5°	764.2	768.1	771.2	758.5	726.1	684.4	682.7	702.8	707.0	791.5	836.9
35°	816.5	821.5	832.7	828.3	785.6	728.6	705.9	712.0	715.4	793.5	834.4
37.5°	867.9	873.9	898.3	911.2	863.5	787.1	741.9	734.6	736.4	805.3	837.1
40°	927.7	936.7	973.7	994.5	956.5	865.4	795.8	773.4	774.1	831.2	850.0
42.5°	1006.1	1015.4	1055.5	1088.0	1061.3	964.4	869.0	832.7	832.0	879.7	880.4
45°	1101.8	1111.5	1152.9	1189.1	1177.0	1081.7	962.7	919.3	918.5	956.2	937.9
47.5°	1210.2	1219.7	1256.7	1294.0	1307.1	1218.6	1082.1	1037.6	1035.6	1062.5	1026.8
50°	1303.2	1309.4	1343.5	1393.7	1452.5	1386.9	1230.5	1187.7	1185.6	1203.8	1157.2
52.5°	1337.0	1340.6	1375.3	1445.6	1592.2	1614.8	1425.6	1370.4	1368.9	1376.8	1330.9
55°	1268.5	1275.0	1317.6	1421.8	1667.9	1872.4	1671.8	1596.6	1585.1	1568.1	1512.5
57.5°	1081.9	1092.3	1138.1	1276.7	1632.6	2076.7	2033.6	1852.5	1835.6	1731.4	1660.1
60°	810.7	823.4	861.4	1011.0	1443.9	2149.5	2428.9	2137.7	2099.6	1861.4	1795.8
62.5°	556.3	562.7	588.5	685.9	1063.4	2030.3	2759.7	2519.6	2450.0	2002.8	1942.6
65°	424.9	427.1	437.6	471.2	633.2	1649.2	2891.2	3023.5	2939.3	2171.9	2095.0
67.5°	342.4	340.6	355.1	403.1	424.0	1006.1	2737.8	3500.2	3460.8	2398.0	2248.3
69°	301.9	299.4	314.3	370.0	398.3	665.1	2447.5	3608.5	3611.0	2517.4	2258.8
70°	271.7	273.4	288.1	350.3	389.5	522.1	2170.3	3580.9	3600.6	2562.0	2195.6
72.5°	181.5	185.9	215.4	290.8	374.6	395.1	1310.4	3072.8	3148.5	2461.5	1883.7
75°	102.3	105.6	140.7	219.3	352.9	376.2	692.1	2263.8	2337.0	2058.4	1452.6
77.5°	50.2	52.0	79.6	141.5	295.1	358.5	392.6	1537.7	1621.3	1343.5	821.6
80°	21.2	22.2	39.8	87.3	211.0	342.1	291.5	946.4	956.8	526.3	218.9
82.5°	8.2	8.5	16.8	54.5	134.0	266.7	243.8	448.7	437.9	99.1	49.9
85°	1.0	1.1	6.1	32.7	74.6	137.2	198.1	193.4	179.0	19.7	25.6
87.5°	0.0	0.0	0.4	10.0	22.2	64.3	103.0	80.3	72.4	6.4	13.3
90°	0.0	0.0	0.0	0.0	0.0	0.0	0.0	0.0	0.0	0.0	0.0



REPORT NUMBER: P385600
 CATALOG NUMBER: GWC-SA1A-830-U-SL2-HSS

CANDELA DISTRIBUTION (continued):

	90°	95°	105°	115°	125°	135°	145°	155°	165°	175°	180°
0°	827.9	827.9	827.9	827.9	827.9	827.9	827.9	827.9	827.9	827.9	827.9
2.5°	825.8	824.4	816.9	806.1	795.8	783.1	770.9	763.5	757.7	753.8	758.4
5°	828.0	821.9	799.2	770.0	741.5	709.3	679.4	654.0	644.0	632.9	637.9
7.5°	827.3	815.8	774.9	723.1	670.7	616.5	565.2	525.7	505.1	485.0	490.2
10°	823.8	804.4	742.5	665.7	587.2	509.3	436.5	381.2	350.3	322.3	326.3
12.5°	816.2	789.2	704.2	600.0	495.0	392.3	307.0	236.2	198.2	181.5	183.5
15°	811.6	774.3	663.7	533.4	396.6	273.2	187.7	139.6	122.3	116.7	117.4
17.5°	809.4	760.1	621.9	457.3	296.0	174.0	121.3	107.0	103.3	102.3	102.6
20°	807.2	745.6	578.7	382.0	203.9	117.0	99.7	95.5	94.1	92.9	93.2
22.5°	803.5	731.8	532.4	305.8	137.5	95.0	89.8	85.8	82.9	81.4	81.6
25°	798.9	717.2	485.2	227.8	100.4	84.7	79.8	74.2	70.7	67.9	68.1
27.5°	791.5	699.3	436.4	165.8	84.3	75.8	69.3	63.1	57.3	54.1	54.1
30°	781.3	679.1	382.2	118.7	75.5	67.1	59.2	51.4	45.2	42.3	42.0
32.5°	769.9	658.0	327.4	90.0	68.6	58.9	49.9	41.7	36.2	33.8	33.7
35°	760.2	635.3	272.8	75.4	61.7	51.0	41.2	34.2	29.8	27.9	27.7
37.5°	754.0	612.6	219.6	67.4	55.4	43.7	34.5	28.3	25.1	23.6	23.4
40°	753.0	595.7	170.9	61.3	49.6	37.2	28.8	24.0	21.1	19.4	19.3
42.5°	765.6	586.0	131.1	56.1	43.7	31.5	24.5	20.5	17.5	15.8	15.7
45°	798.7	589.0	100.9	51.6	37.7	26.6	20.8	17.1	14.3	13.0	12.8
47.5°	859.2	610.1	80.3	47.0	32.0	22.6	17.7	14.1	11.8	10.5	10.4
50°	966.8	659.6	67.1	42.0	26.8	19.3	14.7	11.5	9.6	8.5	8.3
52.5°	1109.5	747.7	59.9	37.2	22.2	16.4	12.1	9.1	7.5	6.7	6.5
55°	1267.0	854.5	55.2	31.9	18.2	13.6	9.6	7.2	5.8	5.1	4.9
57.5°	1420.7	946.9	50.7	26.8	15.1	11.1	7.6	5.7	4.6	3.9	3.7
60°	1562.0	1031.9	45.6	21.5	12.3	8.7	6.0	4.4	3.6	2.9	2.9
62.5°	1713.2	1097.6	38.5	16.8	10.1	6.7	4.9	4.0	2.9	2.5	2.4
65°	1873.5	1146.4	30.2	13.0	7.9	5.0	4.0	4.2	2.4	1.8	1.7
67.5°	1991.9	1136.7	22.3	10.3	6.1	3.9	3.9	4.4	2.1	1.4	1.2
69°	1965.8	1057.8	18.7	8.9	5.3	3.3	3.6	4.4	1.9	1.2	1.1
70°	1890.3	970.5	16.5	7.9	4.7	3.0	3.5	4.3	1.8	1.2	1.1
72.5°	1574.2	731.0	12.9	6.0	3.7	2.5	2.9	3.7	1.8	1.2	1.0
75°	1184.1	467.8	9.8	4.3	2.8	1.9	2.2	2.8	1.8	1.1	1.0
77.5°	644.3	168.7	7.1	2.9	1.9	1.5	1.5	2.1	1.7	0.8	0.6
80°	165.7	42.4	4.4	1.9	1.5	1.1	1.0	1.4	1.0	0.1	0.0
82.5°	40.9	9.6	2.4	1.4	1.1	0.4	0.4	0.7	0.4	0.0	0.0
85°	22.5	4.7	1.5	1.0	0.6	0.0	0.0	0.1	0.0	0.0	0.0
87.5°	11.5	1.4	0.4	0.3	0.1	0.0	0.0	0.0	0.0	0.0	0.0
90°	0.0	0.0	0.0	0.0	0.0	0.0	0.0	0.0	0.0	0.0	0.0

Signify Classified - Internal
Cooper Lighting Solutions Photometric Lab
1121 Highway 74 South
Peachtree City, GA 30269

Scaled Data Report



Report Generated By 670245982

Signify Classified - Internal
Cooper Lighting Solutions Photometric Lab
1121 Highway 74 South
Peachtree City, GA 30269

Scaled Data Report



Signify Classified - Internal
Cooper Lighting Solutions Photometric Lab
1121 Highway 74 South
Peachtree City, GA 30269

Scaled Data Report



Signify Classified - Internal
Cooper Lighting Solutions Photometric Lab
1121 Highway 74 South
Peachtree City, GA 30269

Scaled Data Report



Signify Classified - Internal
Cooper Lighting Solutions Photometric Lab
1121 Highway 74 South
Peachtree City, GA 30269

Scaled Data Report



--- HS — SS

Signify Classified - Internal
Cooper Lighting Solutions Photometric Lab
1121 Highway 74 South
Peachtree City, GA 30269

Scaled Data Report



u

Signify Classified - Internal
Cooper Lighting Solutions Photometric Lab
1121 Highway 74 South
Peachtree City, GA 30269

Scaled Data Report



Signify Classified - Internal
Cooper Lighting Solutions Photometric Lab
1121 Highway 74 South
Peachtree City, GA 30269

Scaled Data Report



(END OF REPORT)